

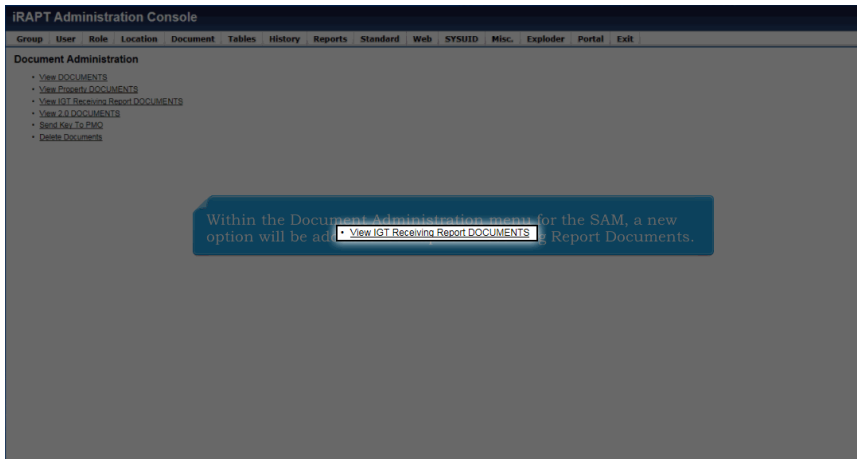
Welcome to Wide Area Workflow e-Business Suite. This demonstration contains audio narrative. Please adjust your volume accordingly.

A screenshot of the iRAPT Administration Console. The title bar reads "iRAPT Administration Console". Below the title bar is a menu bar with the following items: Group, User, Role, Location, Document, Tables, History, Reports, Standard, Web, SYSUID, Misc, Exploder, Portal, Exit. The main content area is titled "Administration Console for System Administrators" and contains a list of menu items with their descriptions:

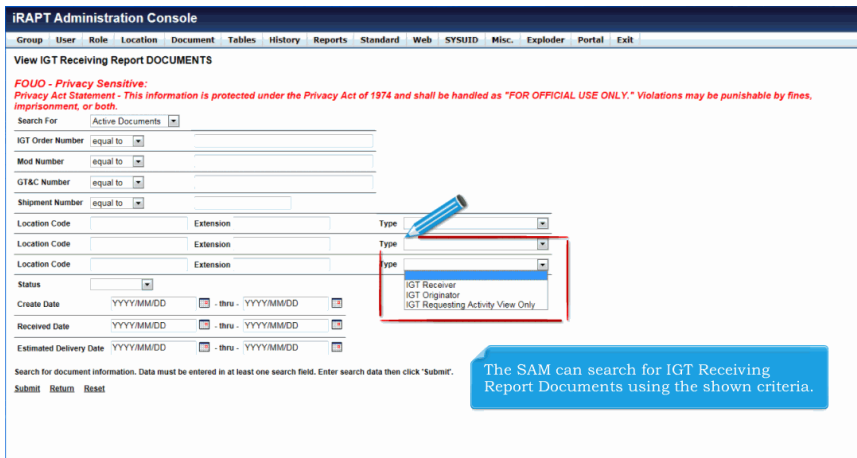
- Group** Administer groups and subgroups by adding, renaming, moving and deleting groups in the group structure and adding and moving locations in the group structure
- User** Administer users by editing user profiles, resetting user passwords, resetting user certificates, viewing user profile data, and deleting user profiles
- Role** Administer roles by activating user roles, deactivating user roles, archiving user roles, adding user roles and viewing user role data
- Location** Administer locations by editing locations, adding extensions, editing extensions and viewing location and extension data
- Document** Administer documents by viewing document data, requesting document deletion and deleting documents approved for deletion
- Tables** Administer database tables by adding, editing, deleting and viewing table data
- History** View changes to database tables
- Reports** View reports on Activation History
- Standard** Administer standard extracts by registering extracts, activating extracts, registering pay offices and viewing pay office data
- Web** Administer web services by registering web services, activating web services, resetting web service passwords, resetting web service certificates and viewing web service data
- SYSUID** Administer systems by registering systems, activating systems, resetting system passwords, resetting system certificates and viewing system data
- Misc.** Add X509 certificates, regenerate FTP/EDI notifications, edit system properties and add/edit system messages
- Exploder** Administer exploder email list and send exploder email notifications
- Portal** Administer ERP Systems
- Exit** Close the administration console window

Below the list is a small instruction: "Select an option from the console administration menu at the top of the page to begin". A blue text box at the bottom of the screenshot reads: "This presentation provides an overview of ECP0837, Administration Console."

This presentation provides an overview of ECP0837, Administration Console.



Within the Document Administration menu for the SAM, a new option will be added to look up IGT Receiving Report Documents.



The SAM can search for IGT Receiving Report Documents using the shown criteria.

IRAPT Administration Console

Group User Role Location Document Tables History Reports Standard Web SYSUID Misc. Explorer Portal Exit

View IGT Documents - Selection

Item	IGT Order No	IGT Mod No	Shipment Number	Document Type	Status	Actions
1	01205-11111111-11111111-111111		SH1234	IGTRR	Submitted	View   DOCUMENTS
2	01507-00000000-00000000-000002	015070000000000000KK	SH14000	IGTRR	Void	View   DOCUMENTS
3	01507-00000000-00000000-000002		SH1001	IGTRR	Received	View   DOCUMENTS
4	01507-00000000-66666666-333333		AIM0001	IGTRR	Submitted	View   DOCUMENTS
5	01507-00000000-66666666-333333	AIM0821	AMEE1	IGTRR	Submitted	View   DOCUMENTS
6	01507-00000000-66666666-333333	0916MPORT	SH1340	IGTRR	Submitted	View   DOCUMENTS
7	01507-11111111-22222222-000001		IGT0001	IGTRR	Submitted	View   DOCUMENTS
8	01508-88888888-88888888-888888		KSH1000	IGTRR	Received	View   DOCUMENTS

10 - Resize

8 items found, displaying 1 - 8.

Return

The SAM can select the View link to see a view only version of a Document, or the DOCUMENTS link to see the database tables for a document.

The SAM can select the View link to see a view only version of a Document, or the DOCUMENTS link to see the database tables for a document.

IRAPT Administration Console

Group User Role Location Document Tables History Reports Standard Web SYSUID Misc. Explorer Portal Exit

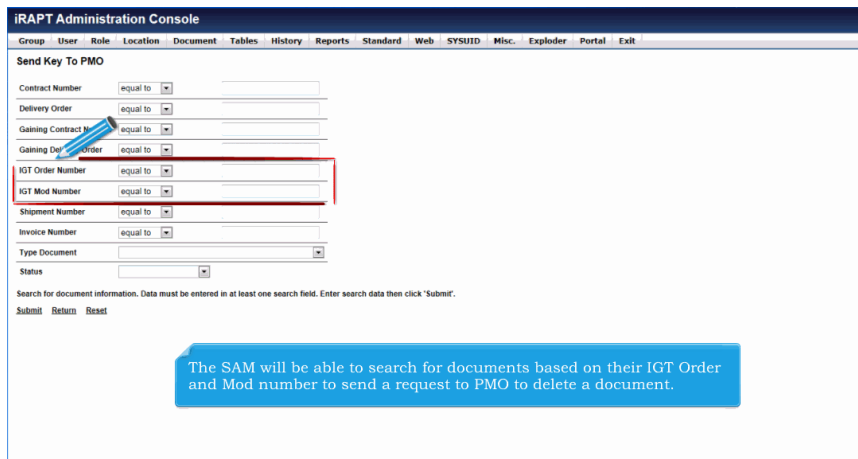
Document Administration

- View DOCUMENTS
- View Process DOCUMENTS
- View IGT Receipts Report DOCUMENTS
- View TO DOCUMENTS
- Send Key To PMO
- Delete Documents

Send Key To PMO

Within the Document Administration menu for the SAM, the Send Key To PMO functionality will be updated to incorporate IGT Documents.

Within the Document Administration menu for the SAM, the Send Key To PMO functionality will be updated to incorporate IGT Documents.



IRAPT Administration Console

Group User Role Location Document Tables History Reports Standard Web SYSUID Misc. Explorer Portal Exit

Send Key To PMO

Contract Number equal to

Delivery Order equal to

Gaining Contract Number equal to

Gaining Delivery Order equal to

IGT Order Number equal to

IGT Mod Number equal to

Shipment Number equal to

Invoice Number equal to

Type Document

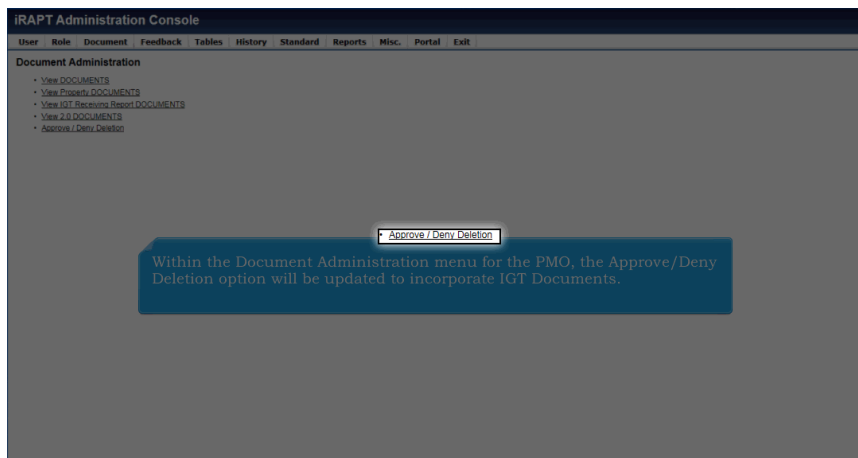
Status

Search for document information. Data must be entered in at least one search field. Enter search data then click 'Submit'.

Submit Return Reset

The SAM will be able to search for documents based on their IGT Order and Mod number to send a request to PMO to delete a document.

The SAM will be able to search for documents based on their IGT Order and Mod number to send a request to PMO to delete a document.



IRAPT Administration Console

User Role Document Feedback Tables History Standard Reports Misc. Portal Exit

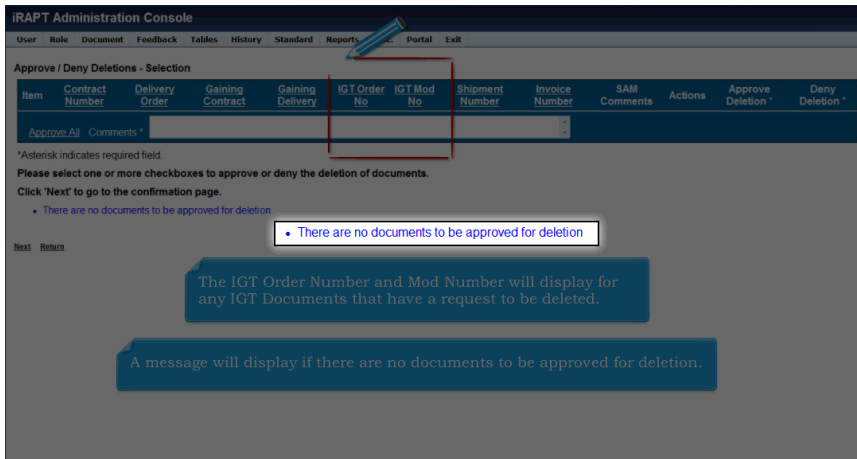
Document Administration

- View DOCUMENTS
- View Proposal DOCUMENTS
- View IGT Receipts Report DOCUMENTS
- View IGT DOCUMENTS
- Approve/Deny/Deletion

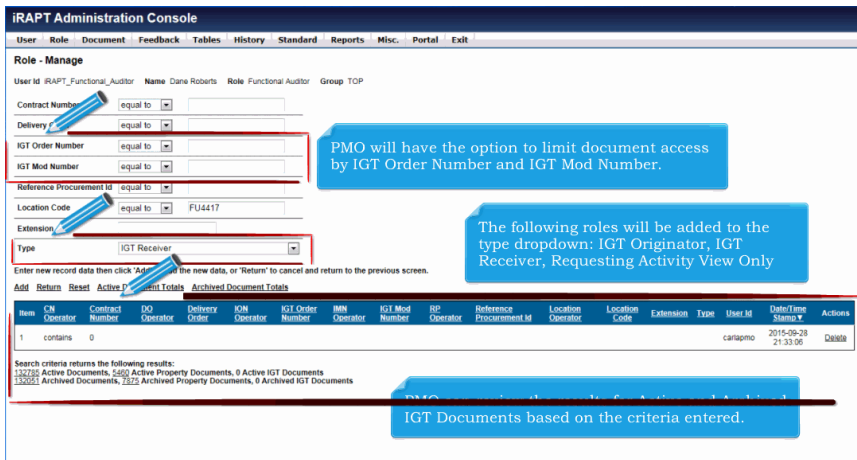
Approve/Deny/Deletion

Within the Document Administration menu for the PMO, the Approve/Deny Deletion option will be updated to incorporate IGT Documents.

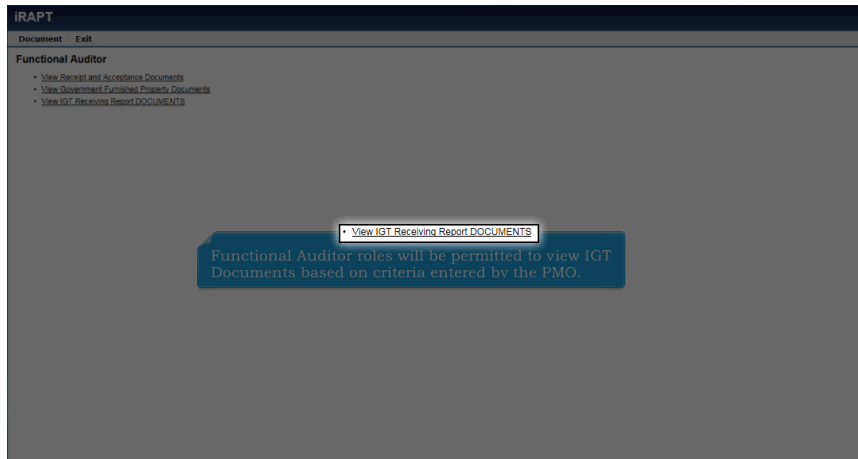
Within the Document Administration menu for the PMO, the Approve/Deny Deletion option will be updated to incorporate IGT Documents.



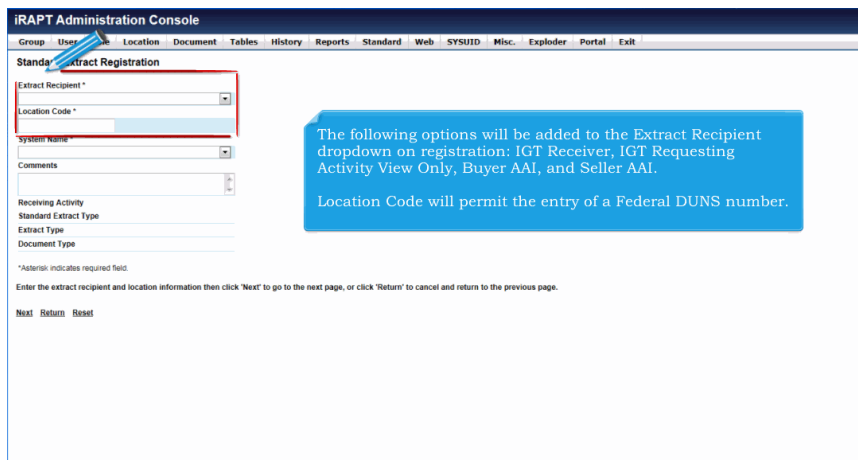
The IGT Order Number and Mod Number will display for any IGT Documents that have a request to be deleted. A message will display if there are no documents to be approved for deletion.



PMO will have the option to limit document access by IGT Order Number and IGT Mod Number. The following roles will be added to the type dropdown: IGT Originator, IGT Receiver, Requesting Activity View Only. PMO can review the results for Active and Archived IGT Documents based on the criteria entered.



Functional Auditor roles will be permitted to view IGT Documents based on criteria entered by the PMO.



The following options will be added to the Extract Recipient dropdown on registration: IGT Receiver, IGT Requesting Activity View Only, Buyer AAI, and Seller AAI.

Location Code will permit the entry of a Federal DUNS number.

The screenshot shows the 'Standard Extract Registration' form in the IRAPT Administration Console. The form includes fields for Extract Recipient (IGT Receiver), Location Code (HAK150), System Name (SYSTEMNAME), and Comments. Under 'Standard Extract Type', 'Informational' is selected. A blue callout box states: 'IGT Receiver will be permitted to sign up for either Standard Shipment Notice with Extract Type Informational or Workflow, or Standard Receipt with Extract Type Informational.'

IGT Receiver will be permitted to sign up for either Standard Shipment Notice with Extract Type Informational or Workflow, or Standard Receipt with Extract Type Informational.

The screenshot shows the 'Standard Extract Registration' form in the IRAPT Administration Console. The form includes fields for Extract Recipient (IGT Requesting Activity View Only), Location Code (S0512A), System Name (System-1), and Comments. Under 'Standard Extract Type', 'Informational' is selected. A blue callout box states: 'IGT Requesting Activity View Only will be permitted to sign up for either Standard Shipment Notice or Standard Receipt with Extract Type Informational.'

IGT Requesting Activity View Only will be permitted to sign up for either Standard Shipment Notice or Standard Receipt with Extract Type Informational.

**IRAPT Administration Console**

Group User Role Location Document Tables History Reports Standard Web SYSUID Misc. Explorer Portal Exit

**Standard Extract Registration**

Extract Recipient  
Buyer AAI  
Location Code  
09888  
System Name  
System-2  
Comments  
Receiving Activity  
09888  
Standard Extract Type  
Accounting  
Extract Type  
Standard Receipt  
Document Type \*  
 IGT Performance Evidence Receiving Report

\*Asterisk indicates required field.

Select the document type(s) then click 'Submit' to register the standard extract, or click 'Return' to cancel and return to the previous page.

Submit Return Reset

Buyer AAI / Seller AAI will be permitted to sign up for Standard Receipt with Extract Type Accounting.

Since the IGT Performance Evidence Receiving Report cannot be recalled, there will be no option to sign up for Reversal or Correction.

Buyer AAI / Seller AAI will be permitted to sign up for Standard Receipt with Extract Type Accounting.

Since the IGT Performance Evidence Receiving Report cannot be recalled, there will be no option to sign up for Reversal or Correction.

**IRAPT Administration Console**

Group User Role Location Document Tables History Reports Standard Web SYSUID Misc. Explorer Portal Exit

**Standard Extract Activation**

Location Code equal to  
Receiving Activity equal to  
System Name  
Standard Extract Type  
Extract Type Standard Receipt  
Extract Recipient  
Document Type IGT Performance Evidence Receiving Report  
Active Status

Search for standard extract information. Enter search data then click 'Filter'.

Filter Reset

Accept By  
Pay Official  
Ship To  
Inspector  
Admin  
Issue By  
Mark F  
AAA  
IGT Receiver  
IGT Requesting Activity View Only  
Buyer AAI  
Seller AAI

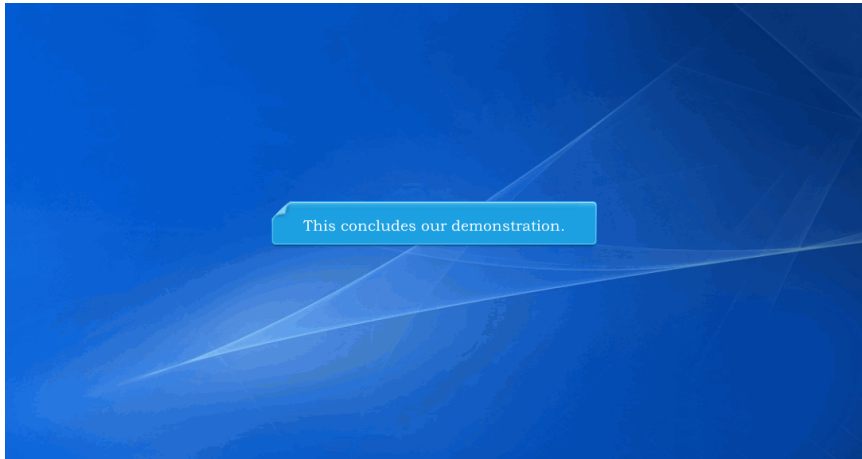
The following updates have been made to the Standard Extract Activation search:

- Standard Receipt has been added to the dropdown for Extract Type.
- IGT Performance Evidence Receiving Report will be added to the dropdown for Document Type.
- IGT Receiver, IGT Requesting Activity View Only, Buyer AAI and Seller AAI have been added to the dropdown for Extract Recipient.

The following updates have been made to the Standard Extract Activation search:

- Standard Receipt has been added to the dropdown for Extract Type.
- IGT Performance Evidence Receiving Report will be added to the dropdown for Document Type.
- IGT Receiver, IGT Requesting Activity View Only, Buyer AAI and Seller AAI have been added to the dropdown for Extract Recipient.





This concludes our demonstration.