

Commercial Item Determination (CID) Database Search

EDA

CID Database

CID Database Search

Roles

Access to the CID Database will be granted to the following user roles:

- EDA Government users will have read only access to the CID Database
- Contracting Officer
- Contracting Specialist
- Upload Documents (DCMA DoDAAC S5113A)

The following user role(s) are identified as being tied to the 1102 job series or are identified as Contracting Officer/Contract Specialists. These roles will be auto granted access to the CID Database in EDA:

- CCO Contract Officer (Closeout)
- CCO Contract Specialist (Closeout)
- CDR ACO Assignee (CDR)
- CDR PCO Assignee (CDR)
- PALT Contracting Official (PALT)
- Contract Officer (NCCS/SPM)
- Contracting (NCCS)
- Administrating Contracting Officer (SPM)
- Contract Specialist (SPM)
- CONIT Contracting Officer (CONIT)
- CONIT Contract Specialist (CONIT)
- SPRS Contracting Officer (SPRS)

The following role(s) may edit/delete documents that they have created:

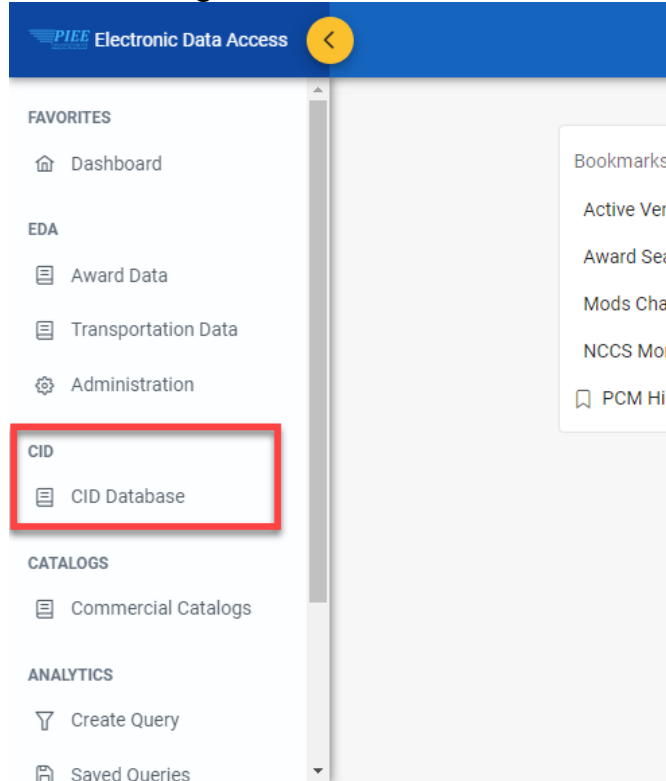
- CCO Contract Officer (Closeout)
- CCO Contract Specialist (Closeout)
- CDR ACO Assignee (CDR)
- CDR PCO Assignee (CDR)
- PALT Contracting Official (PALT)
- Contract Officer (NCCS/SPM)
- Contracting (NCCS)
- Administrating Contracting Officer (SPM)
- Contract Specialist (SPM)
- CONIT Contracting Officer (CONIT)
- CONIT Contract Specialist (CONIT)
- SPRS Contracting Officer (SPRS)

The following role(s) may edit/delete any CID documents:

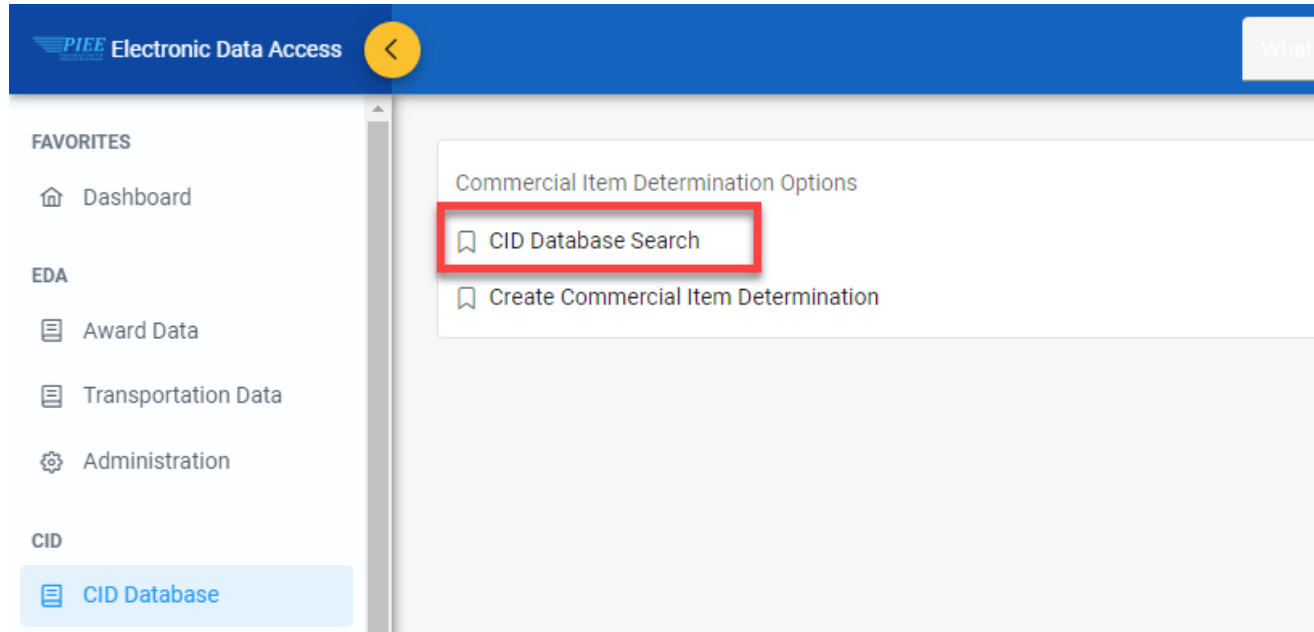
- Upload Documents (DCMA DoDAAC S5113A)

CID Database Search

1. The user navigates to the EDA module and clicks CID Database link on the navigation bar.



2. Click CID Database Search.



3. Enter information in the search criteria and click the Search button.

The screenshot shows the 'CID Database Search' interface. At the top, there is a search bar and a power icon. Below it, the 'Commercial Item Determination Details' section contains several input fields: 'CID Number', 'Contracting Office DoDAAC', 'Contracting Officer Name', 'Contracting Officer Email', 'Requesting Service/Agency', and 'Program'. A date range selector is also present, with 'Greater than or equal to' and 'Less than or equal to' dropdowns and date pickers. The 'Item Details' section includes a 'Commercial Determination' dropdown, a 'Supply/Service/IP' dropdown, an 'Item Description' text area, an 'Item Code Description' dropdown, and an 'Item Code Value' dropdown. At the bottom left, the 'Search' button is highlighted with a red box. Other buttons include 'Bookmark' and 'Cancel'.

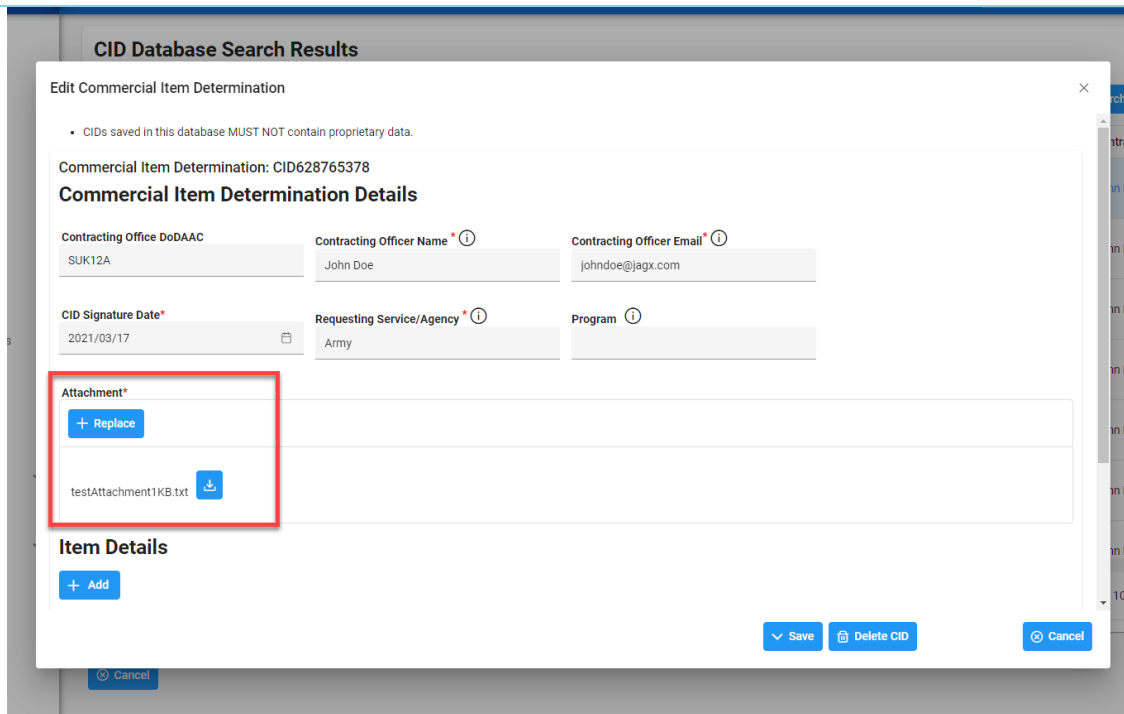
4. The search results are displayed, click on a CID link.

The screenshot shows the 'CID Database Search Results' page. At the top, there is a notification banner: 'Total Records Exceed Maximum 124,113 records found. Only the first 10,000 records are available. To access all records, click "Export" to create an export task. Use the "Tasks" menu option to view task status and download the exported results.' Below the banner, there are buttons for 'Export', 'Save Search', 'Refine Search', and 'New Search'. The main content is a table with the following columns: 'CID Number', 'CID Signature Date', 'Item Code Description', 'Item Code Value', 'Commercial Determination', 'Requesting Agency/Service', and 'Contracting Officer Name'. The first row of the table is highlighted with a red box. The table data is as follows:

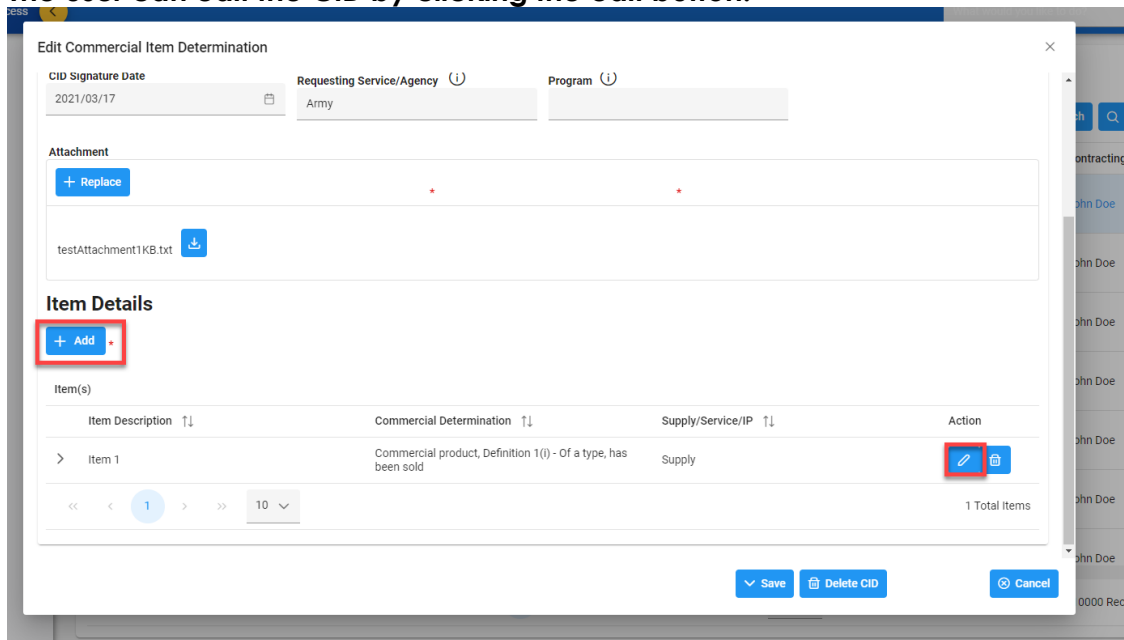
CID Number	CID Signature Date	Item Code Description	Item Code Value	Commercial Determination	Requesting Agency/Service	Contracting Officer Name
CID628765378	2021-03-17	Company Part Number	123456	Commercial product, Definition 1(i) - Of a type, has been sold	Army	John Doe
CID628765378	2021-03-17	Manufacturer's Part Number	123456	Commercial product, Definition 1(i) - Of a type, has been sold	Army	John Doe
CID628765378	2021-03-17	Manufacturer's Name	Home Depot	Commercial product, Definition 1(i) - Of a type, has been sold	Army	John Doe
CID628765378	2021-03-17	Manufacturer's CAGE	69PP2	Commercial product, Definition 1(i) - Of a type, has been sold	Army	John Doe
CID628765378	2021-03-17	Color	Blue	Commercial product, Definition 1(i) - Of a type, has been sold	Army	John Doe
CID628765378	2021-03-17	Manufacturer's DUNS	027816334	Commercial product, Definition 1(i) - Of a type, has been sold	Army	John Doe
CID364902632	2021-03-16	Company Part Number	1	Commercial product, Definition 1(i) - Of a type, has been sold	Army	John Doe

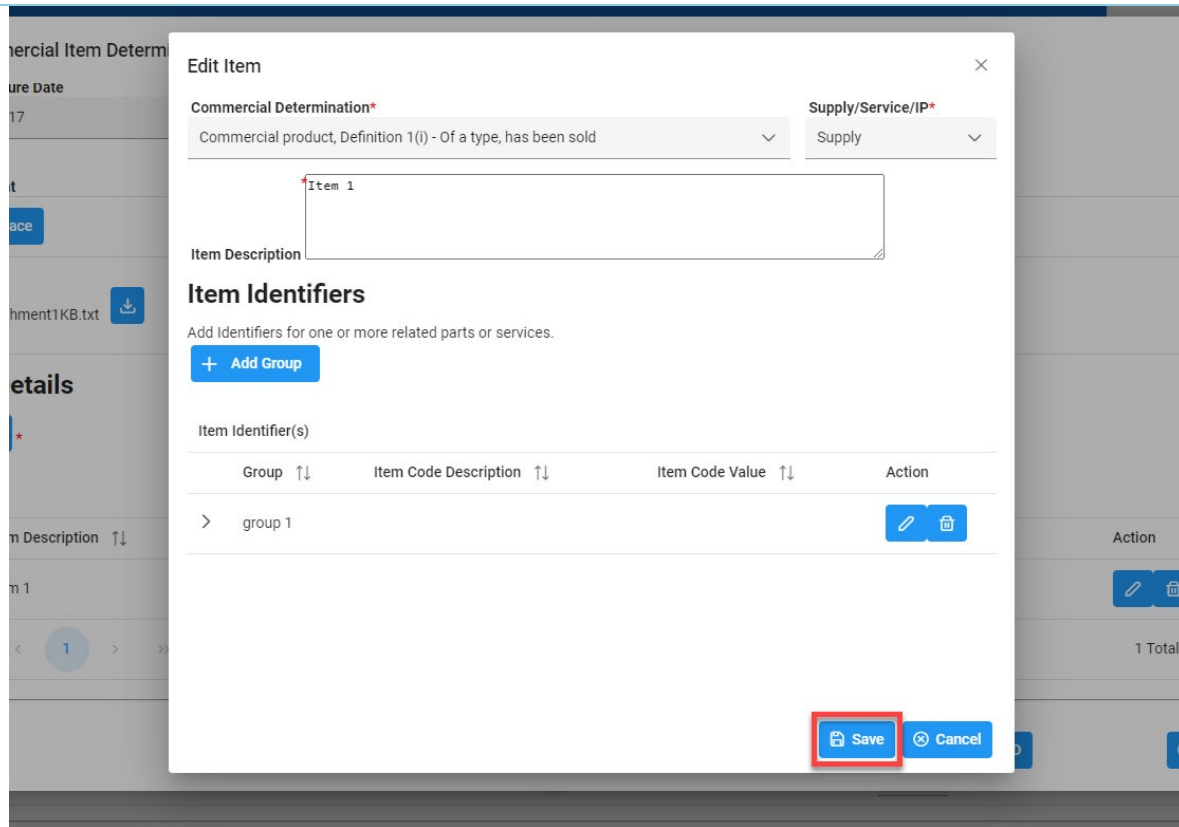
At the bottom of the table, there is a pagination control showing 'Records: 1 to 10' and a 'Cancel' button.

5. The user can replace an attachment by clicking the Replace button and clicking the Replace button.

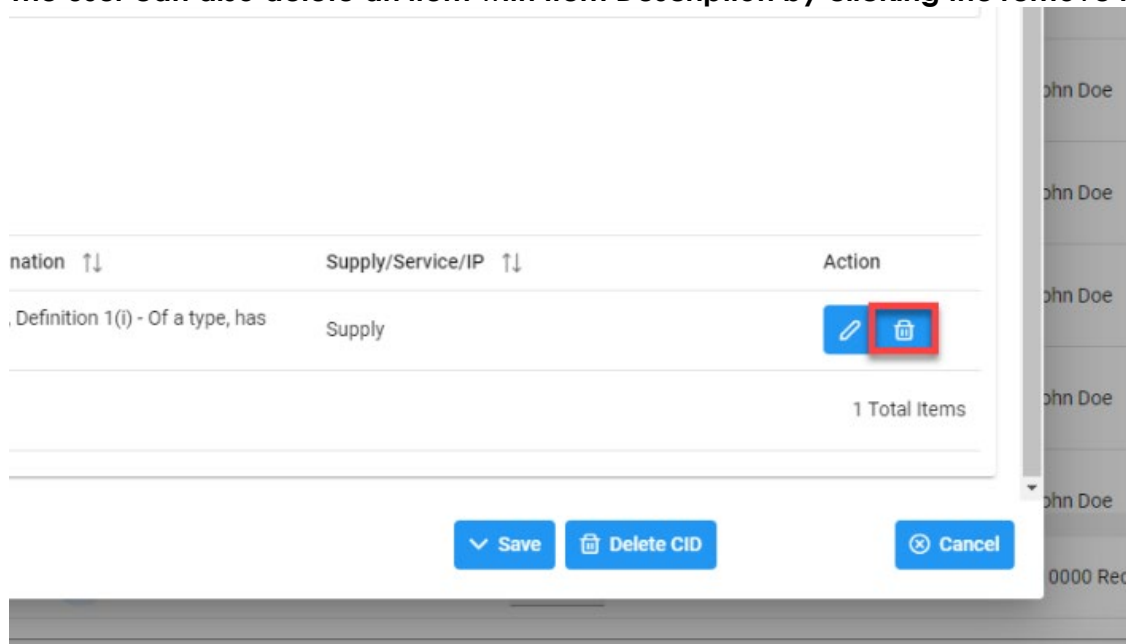


6. The user can edit the CID by clicking the edit button.





7. The user can also delete an item with Item Description by clicking the remove button.



8. The user can delete a CID by clicking Delete CID and confirming by clicking the Yes button on the popup.

This screenshot shows a web form with several input fields. The 'Contracting Officer Name' field contains 'John Doe' and the 'Contracting Officer Email' field contains 'johndoe@jagx.com'. The 'Requesting Service/Agency' field contains 'Army' and the 'Program' field is empty. At the bottom of the form, there are three buttons: 'Save', 'Delete CID', and 'Cancel'. The 'Delete CID' button is highlighted with a red rectangular box.

This screenshot shows a confirmation dialog box titled 'Confirm Delete Commercial Item Determination'. The dialog contains the following text: 'WARNING: Deleting the CID Record will delete all CID data and associated item data!' and 'Are you sure you wish to continue?'. At the bottom of the dialog, there are two buttons: 'No' and 'Yes'. The 'Yes' button is highlighted with a red rectangular box.