

AMT Award Listing

Training Document

Homepage

EDA

Award Management Team

Search Listings

Table of Contents

Overview	1
Roles	1
AMT Search Listing	1
AMT Award Listing Search Process:	1
Search Listings.....	1
<i>Search Listings - Search Criteria:</i>	1
<i>CAGE Code Lookup</i>	2
<i>Award Number Lookup</i>	4
AMT Award Listing	6
Search Results – Award Number Search	6
<i>Award Details:</i>	6
<i>Vendor:</i>	14
<i>Issuing Office Members:</i>	15
<i>Admin Office Members:</i>	17
<i>Admin Office Members Sub-Tab:</i>	18
<i>Payment Office:</i>	18
<i>Audit Office Members:</i>	19
<i>Supervisor Information</i>	20

Search Results – CAGE Code 21

CAGE Code Details:..... 21

DCMA Members:..... 23

CASD Members:..... 24

Vendor:..... 26

Payment Office:..... 26

Issuing Office Members:..... 27

Individual Awards Associated to CAGE Code:..... 29

Additional Information 30

Export..... 30

AMT Mapping Types..... 31

 AMT Mapping Description:..... 31

Functional Roles..... 32

 How to Locate the Functional Role List: 32

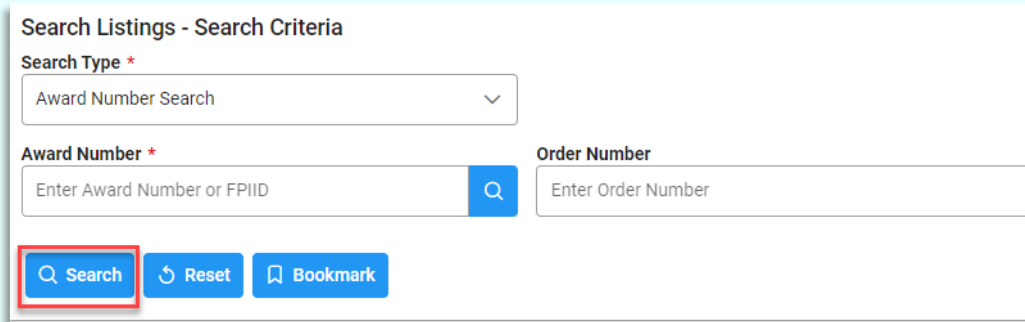
Job Series..... 32

 How to View the Job Series: 32

Overview	An AMT Award Listing is the resulting team of cognizant personnel returned when you search by either Award/Order Number or by CAGE Code.
Roles	<p>Roles with the ability to access AMT Award Listings:</p> <ul style="list-style-type: none">• AMT Mapping Managers• AMT Viewers <p><i>NOTE: If the user conducting the search is a Vendor, they are only able to see mappings associated with the CAGE Code they entered during registration.</i></p>
AMT Search Listing	<p>Select the Search Listing option in the navigation panel to begin.</p> <p>AMT Award Listing Search Process:</p> <ol style="list-style-type: none">1. Log in to Procurement Integrated Enterprise Environment (PIEE) Application (https://piee.eb.mil/).2. Access the Award Management Team (AMT) system by clicking the 'EDA' icon.3. Select Search Listing under the AMT navigation section.4. Select the desired search type from the Search Type dropdown; enter additional Search Criteria and click the Search button.5. Search Results display on a new page. To begin a new search, select the back button. <p>Search Listings</p> <p>The AMT Search Listings page is used to search for current AMT Award Listings.</p> <p><i>Search Listings - Search Criteria:</i></p> <ul style="list-style-type: none">• Search Type * (Fields display when the following is selected for Search Type: Award Number Search)<ul style="list-style-type: none">○ Award Number * (13-character alphanumeric code. No special characters allowed.) (NOTE: An FPIID (13-character alphanumeric code with “F” in the 9th position) may be entered in the Award or Order Number field when accompanied with a base award entry into the Award Number field.) (NOTE: Award Number Lookup is available via the magnifying icon)○ Order Number (Four-character alphanumeric code) (NOTE: An FPIID (13-character alphanumeric code with “F” in the 9th position) may be entered in the Award or Order Number field when accompanied with a base award entry into the Award Number field.)(Field displays when the following is selected for Search Type: CAGE Code Search)<ul style="list-style-type: none">○ CAGE Code * (Five-character alphanumeric code) (NOTE: CAGE Code Lookup is available via the magnifying icon) <p><i>Button(s):</i></p> <ul style="list-style-type: none">• Search

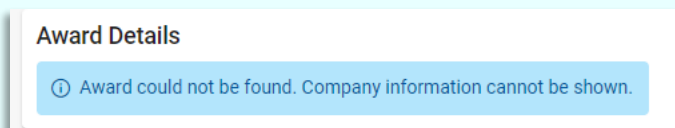
- Reset
- Bookmark

Enter the Search Criteria and select Search.



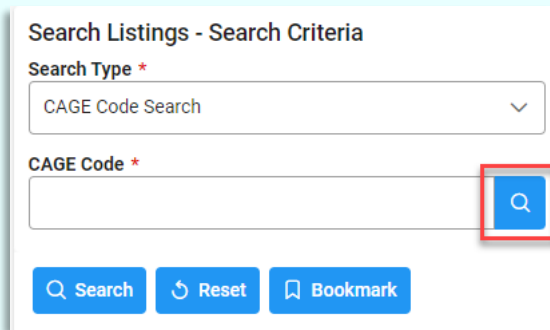
NOTE: At least one search criterion is required to perform a search.

If the user tries to search on an Award Number or CAGE Code that the system doesn't recognize as valid or doesn't meet the code criteria, the search results page appears blank, and the user will receive an error message.



CAGE Code Lookup

Within AMT, there are certain functionalities that require the entry of a CAGE Code. In the CAGE Code fields, there is a CAGE Code Lookup function that is accessed via the magnifying glass icon at the end of the field.



Search Listings - Search Criteria

Search Type *

CAGE Code Search

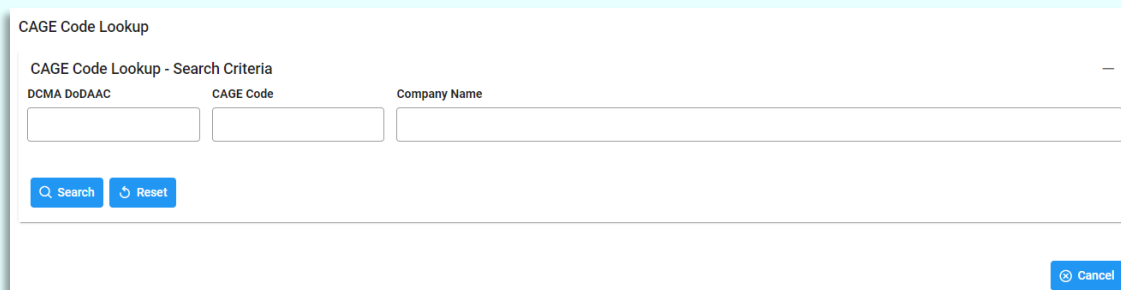
CAGE Code *

Search Reset Bookmark

Users can search for CAGE Codes by entering search criteria into the CAGE Code Lookup pop-up and selecting the **Search** button.

CAGE Code Lookup - Search Criteria:

- DCMA DoDAAC (*Six-character alphanumeric code*) (*Field searches as Starts With and a minimum of three characters must be entered*)
- CAGE Code (*Five-character alphanumeric code*) (*Field searches as Starts With and a minimum of one character must be entered*)
- Company Name (*Field searches as Contains and a minimum of three characters must be entered*)



CAGE Code Lookup

CAGE Code Lookup - Search Criteria

DCMA DoDAAC CAGE Code Company Name

Search Reset

Cancel

CAGE Code Lookup – Search Results:

- CAGE Code (*NOTE: Field is hyperlinked, when clicked the modal closes and the CAGE Code field on the Search Listing screen auto-populates*)
- Company Name
- CASD DoDAAC
- City
- State
- Country

Button(s):

- Search
- Reset
- Cancel

CAGE Code Lookup - Search Results

CAGE Code	Company Name	CASD DoDAAC	City	State	Country
022T1	BOEING COMPANY, THE	S0109A	FORT WALTON BEACH	FL	USA

1 Records Returned

[Cancel](#)

Award Number Lookup

Within AMT, there are certain functionalities that require the entry of an Award Number. In the Award Number fields, there is an Award Number Lookup function that is accessed via the magnifying glass icon at the end of the field.

Search Listings - Search Criteria

Search Type *

Award Number Search

Award Number *

Enter Award Number or FPIID

Order Number

Enter Order Number

[Search](#) [Reset](#) [Bookmark](#)

Users can search for Award Numbers by entering search criteria into the Award Number Lookup pop-up and selecting the **Search** button.

Award Number Lookup - Search Criteria:

- DCMA DoDAAC (*Six-character alphanumeric code*) (*Field searches as Exact Match and six characters must be entered*)
- Admin DoDAAC (*Six-character alphanumeric code*) (*Field searches as Exact Match and six characters must be entered*)
- CAGE Code (*Five-character alphanumeric code*) (*Field searches as Starts With and a minimum of one character must be entered*)
- Company Name (*Field searches as Contains and a minimum of three characters must be entered*)
- Program Codes (*Field is a drop-down multi-select and a search bar*) (*NOTE: The multi-select contains Program Codes tied to awards that have mappings for awards tied to the user's agency*)
- ACO Code (*Field searches as Starts With and a minimum of one character must be entered*)

Award Number Lookup

Award Number Lookup - Search Criteria

Issue DoDAAC Admin DoDAAC CAGE Code ACO Code

Program Codes Company Name

Select multiple... ▼

Search Reset

Cancel

Award Number Lookup – Search Results:

- Award Number (*NOTE: Field is hyperlinked, when clicked the modal closes and the Award Number/Order Number fields on the Search Listing screen auto-populates*)
- Order Number
- CAGE Code
- Company Name
- ACO Code
- Issue DoDAAC
- Admin DoDAAC
- Program Code / Description

Button(s):

- Search
- Reset
- Cancel

Award Number Lookup

Award Number Lookup - Search Criteria

Issue DoDAAC Admin DoDAAC CAGE Code ACO Code

Program Codes Company Name

Award Number Lookup - Search Results

Award Number	Order Number	CAGE Code	Company Name	ACO Code	Issue DoDAAC	Admin DoDAAC
DAA80701DG601		3T705	POLARIS ALPHA ADVANCED SYSTE	CG1	W15P7T	S1002A
DAA80701DG601	0081	3T705	POLARIS ALPHA ADVANCED SYSTE	CG1	W15P7T	S1002A
DAA80701DG601	0086	3T705	POLARIS ALPHA ADVANCED SYSTE	CG1	W15P7T	S1002A
DAA80701DG601	0100	3T705	POLARIS ALPHA ADVANCED SYSTE	CG1	W15P7T	S1002A

10,000 Records Returned

Search Results – Award Number Search

AMT Award Listing information populates on a new page; displayed sections depend on the selected search type. When Award Number Search is the selected type, **Award Details** and **DCMA Members** sections display.

Award Details:

(Award Details fields are auto-populated with information when Award Number Search is selected in the Search Type Field)

- Award Number (*NOTE: Field is sourced from SDW or EDA. System prioritizes SDW for DCMA and EDA for all other agencies*)
- Order Number (*NOTE: Field is sourced from SDW or EDA. System prioritizes SDW for DCMA and EDA for all other agencies*)
- Base Contract (*NOTE: Field is sourced from SDW or EDA. System prioritizes SDW for DCMA and EDA for all other agencies*)
- Program Code/Description
- CAGE Code (*NOTE: Field is sourced from SDW or EDA. System prioritizes SDW for DCMA and EDA for all other agencies*)
- Company Name (*NOTE: Field is sourced from PLEE*)
- Location (City, State, Country) (*NOTE: Field is sourced from PLEE*)
- Issue DoDAAC (*NOTE: Field is sourced from SDW or EDA. System prioritizes SDW for DCMA and EDA for all other agencies*)
 - (*Select the Issue DoDAAC to display the Location Code Information popup*)
 - Location Code Information
 - Issue DoDAAC

AMT Award Listing

- Issue DoDAAC Name
- Issue DoDAAC Email
- Service Agency
- Address Line 1
- Address Line 2
- City
- State
- Zip Code
- Country
- Button(s)
 - Close

Location Code Information

Location Code Information

Issue DoDAAC FA8213	Issue DoDAAC Name FA8213 AFLCMC EBHK	Issue DoDAAC Email No Information
Service Agency DEPT OF THE AIR FORCE	Address Line 1 CP 801 586 8482	Address Line 2 6072 FIR AVE BLDG 1233
City HILL AFB	State UT	Zip Code 84056-5820
Country USA		

×

Close

- Admin DoDAAC (*NOTE: Field is sourced from SDW or EDA. System prioritizes SDW for DCMA and EDA for all other agencies*)
 - (*Select the Admin DoDAAC to display the Location Code Information popup*)
 - Location Code Information
 - Admin DoDAAC
 - Admin DoDAAC Name
 - Admin DoDAAC Email
 - Service Agency
 - Address Line 1
 - Address Line 2
 - City
 - State
 - Zip Code
 - Country
 - Button(s)
 - Close

Location Code Information

Location Code Information

Admin DoDAAC HC1013	Admin DoDAAC Name TELECOMMUNICATIONS DIVISION- HC1013	Admin DoDAAC Email No Information
Service or Agency DEFENSE INFORMATION SYSTEMS AGENCY (DISA)	Address Line 1 2300 EAST DRIVE	Address Line 2 BUILDING 3600
City SCOTT AFB	State IL	Zip Code 62225-5406
Country USA		

✕ Close

- Payment Office (*NOTE: Field is sourced from SDW or EDA. System prioritizes SDW for DCMA and EDA for all other agencies*)
(*Select the Payment Office to display the Location Code Information popup*)
 - Location Code Information
 - Payment Office
 - Payment Office Name
 - Payment Office Email
 - Service Agency
 - Address Line 1
 - Address Line 2
 - City
 - State
 - Zip Code
 - Country
 - Button(s)
 - Close

Location Code Information

Location Code Information		
Payment Office HQ0339	Payment Office Name DFAS - COLUMBUS CENTER	Payment Office Email No Information
Service Agency DEFENSE FINANCE & ACCOUNTING SERVICE (DFAS)	Address Line 1 WEST ENTITLEMENT OPERATIONS	Address Line 2 COLUMBUS OH 43218-2317
City COLUMBUS	State OH	Zip Code 43218-2381
Country USA		

× Close

- CASD CAO (*NOTE: Field is sourced from the CASD functionality in PCM*)
(*Select the CASD CAO to display the Location Code Information popup*)
 - Location Code Information
 - CASD CAO
 - CASD CAO Name
 - CASD CAO Email
 - Service Agency
 - Address Line 1
 - Address Line 2
 - City
 - State
 - Zip Code
 - Country
 - Button(s)
 - Close

Location Code Information

Location Code Information		
CASD CAO S2404A	CASD CAO Name DCMA MANASSAS	CASD CAO Email [REDACTED]
Service or Agency DEFENSE CONTRACT MANAGEMENT AGENCY (DCMA)	Address Line 1 14501 GEORGE CARTER WAY	Address Line 2 CHANTILLY VA 20151
City CHANTILLY	State VA	Zip Code 20151
Country USA		

✕ Close

- DCMA DoDAAC (*NOTE: Field is sourced from PIEE*)
 - (*Select the DCMA DoDAAC to display the Location Code Information popup*)
 - Location Code Information
 - DCMA DoDAAC
 - DCMA DoDAAC Name
 - DCMA DoDAAC Email
 - Service Agency
 - Address Line 1
 - Address Line 2
 - City
 - State
 - Zip Code
 - Country
 - Button(s)
 - Close

Location Code Information

Location Code Information

DCMA DoDAAC S2404A	DCMA DoDAAC Name DCMA MANASSAS	DCMA DoDAAC Email [REDACTED]
Service or Agency DEFENSE CONTRACT MANAGEMENT AGENCY (DCMA)	Address Line 1 14501 GEORGE CARTER WAY	Address Line 2 CHANTILLY VA 20151
City CHANTILLY	State VA	Zip Code 20151
Country USA		

Close

- ACO Code (*NOTE: Field is sourced from SDW*)

NOTE: When the CASD CAO is DCMA, then the DCMA DoDAAC is set to same. If the CASD CAO is not DCMA, then the DCMA DoDAAC is set to whatever the geographical cognizance would be if the CAGE code exception did not exist.

Award Details	Order Number	Base Contract	Program Code/Description
Award Number FA821313D0002	No Information	FA821313D0002	No Information
CAGE Code 13499	Company Name ROCKWELL COLLINS, INC.	Location (City, State, Country) CEDAR RAPIDS, IA, USA	
Issue DoDAAC FA8213	Admin DoDAAC S2401A	Payment Office HQ0339	
CASD CAO S2401A	DCMA DoDAAC S2401A	ACO Code GRE	

Refine Search

New Search

NOTE: For DCMA, SDW is the prioritized data source. The system first searches SDW for the contract, if it is not found, the system then searches EDA. If one of the data sources contains the contract, but not all the field data, then those fields are left blank. If neither SDW or EDA has the searched contract, then the sections will appear blank, and a warning message appears.

Award Details

ⓘ Award could not be found. Company information cannot be shown.

DCMA Members:

(DCMA Members fields are auto-populated with information associated with the Award Number Entered)

- Name
- [Acting Role\(s\)](#)
- [Job Series](#)
- Office Symbol
- Email (**NOTE: Member Email addresses are hyperlinked within the DCMA Member table. Click the email address and an email template populates addressed to the selected member.**)
- Phone Number

Button(s):

- Export
- Clear

NOTE: The DCMA Members tab is linked to the DCMA DoDAAC, which is the mapping parameter used to retrieve mapping members.

NOTE: Name, Acting Role(s), Job Series, Office Symbol, Email, and Phone Number allow for filtering against search results. Select the filter symbol next to the column. In the populated field, enter specific criteria to further narrow the returned search results. Additionally, the search results can be ordered based on these columns. Select the two arrows next to the column title to change the field order to ascending or descending. Selected columns are numbered in the order in which they were selected, with an arrow next to the title noting whether the order selected is ascending or descending. To select more than one column, hold the Control button and select additional columns.

DCMA Members					
Vendor Issuing Office Members Payment Office					
⬇ Export ⬆ Clear					
Name 1 2 ⌵	Acting Role(s) ⌵ 1 ⌵	Job Series ⌵ ⌵	Office Symbol ⌵ ⌵	Email ⌵ ⌵	Phone Number ⌵ ⌵
AMT LN, AMT FN	DRPM			[Redacted Email Address]	
AMT LN, AMT FN	ENG, EVS, SP			[Redacted Email Address]	
AMT LN, AMT FN	ENG, SP			[Redacted Email Address]	
AMT LN, AMT FN	ENG, SP			[Redacted Email Address]	

CASD Members:

(Section displays if the CASD CAO associated with the searched listing is not a DCMA DoDAAC)

- Name
- [Acting Role\(s\)](#)
- [Job Series](#)
- Office Symbol
- Email (NOTE: User email addresses in the Email column are hyperlinks that, when clicked, populate an email with the selected user's email address already in the "To" field.)
- Phone Number

Button(s):

- Export
- Clear

NOTE: Name, Acting Role(s), Job Series, Office Symbol, Email, and Phone Number allow for filtering against search results. Select the filter symbol next to the column. In the populated field, enter specific criteria to further narrow the returned search results. Additionally, the search results can be ordered based on these columns. Select the two arrows next to the column title to change the field order to ascending or descending. Selected columns are numbered in the order in which they were selected, with an arrow next to the title noting whether the order selected is ascending or descending. To select more than one column, hold the Control button and select additional columns.

Name	Acting Role(s)	Job Series	Office Symbol	Email	Phone Number
AMT LN, AMT FN	ENG			[Email Address]	
AMT LN, AMT FN	IS			[Email Address]	
AMT LN, AMT FN	PKG			[Email Address]	
AMT LN, AMT FN	PKG			[Email Address]	

NOTE: If no mappings exist for the DoDAAC associated with the entered search criteria, then a warning message will appear stating, "No CASD mappings found. Members displayed are derived from Home Organization DoDAAC in the PIEE Profile." An Admin Members sub tab displays.

NOTE: If no CASD Mappings are found and there are no active members associated with the Home Organization DoDAAC a warning message stating, "No CASD mappings found. No active members from Home Organization DoDAAC in the PIEE profile" displays.

If no CASD Mappings are found, then member information derived from their Home Organization DoDAAC in their PIEE profile is displayed.

CASD Member Sub-Tab:

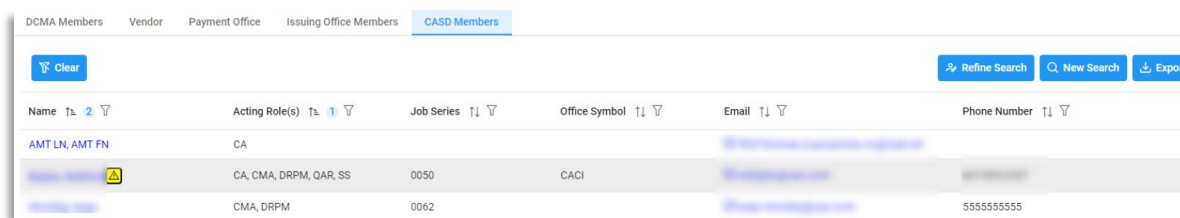
(Section displays when no mappings are found associated with the CASD)

- Name
- Warrant Information?
- [Job Series](#)
- Office Symbol
- Email (*NOTE: User email addresses in the Email column are hyperlinks that, when clicked, populate an email with the selected user's email address already in the "To" field.*)
- Phone Number

Button(s):

- Export
- Clear

NOTE: Name, Warrant Information?, Job Series, Office Symbol, Email, and Phone Number allow for filtering against search results. Select the filter symbol next to the column. In the populated field, enter specific criteria to further narrow the returned search results. Additionally, the search results can be ordered based on these columns. Select the two arrows next to the column title to order the results from top to bottom or bottom to top. Selected columns are numbered in the order in which they were selected, with an arrow next to the title noting whether the order selected is ascending or descending. To select more than one column, hold the Control button and select additional columns.



Name	Acting Role(s)	Job Series	Office Symbol	Email	Phone Number
AMT LN, AMT FN	CA				
CA, CMA, DRPM, QAR, SS	0050	CACI			
CMA, DRPM	0062				5555555555

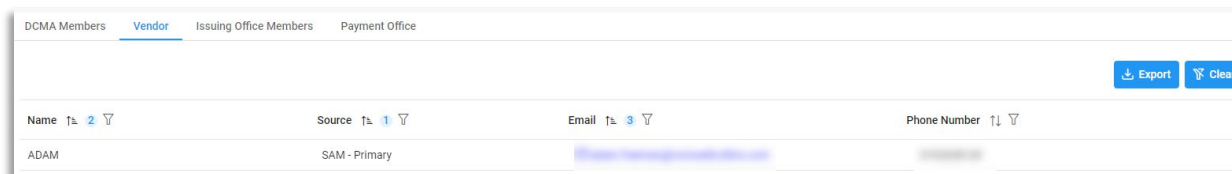
Vendor:

- Name
- Source
- Email (*NOTE: User email addresses in the Email column are hyperlinks that, when clicked, populate an email with the selected user's email address already in the "To" field.*)
- Phone Number

Button(s):

- Export
- Clear

NOTE: Name, Source, Email, and Phone Number allow for filtering against search results. Select the filter symbol next to the column. In the populated field, enter specific criteria to further narrow the returned search results. Additionally, the search results can be ordered based on these columns. Select the two arrows next to the column title to order the results from top to bottom or bottom to top. Selected columns are numbered in the order in which they were selected. To select more than one column, hold the Control button and select additional columns.



Name	Source	Email	Phone Number
ADAM	SAM - Primary		

Issuing Office Members:

- Name
- [Acting Role\(s\)](#)
- [Job Series](#)
- Office Symbol
- Email (*NOTE: User email addresses in the Email column are hyperlinks that, when clicked, populate an email with the selected user's email address already in the "To" field.*)
- Phone Number

Button(s):

- Export
- Clear

NOTE: Name, Acting Role(s), Job Series, Office Symbol, Email, and Phone Number allow for filtering against search results. Select the filter symbol next to the column. In the populated field, enter specific criteria to further narrow the returned search results. Additionally, the search results can be ordered based on these columns. Select the two arrows next to the column title to order the results from top to bottom or bottom to top. Selected columns are numbered in the order in which they were selected. To select more than one column, hold the Control button and select additional columns.

DCMA Members		CASD Members	Vendor	Issuing Office Members	Payment Office
<div> <div>Export</div> <div>Clear</div> </div>					
Name	Acting Role(s)	Job Series	Office Symbol	Email	Phone Number
AMT LN, AMT FN	CA				
AMT LN, AMT FN	CA, CMA, DRPM, QAR, SS	0050	CACI		
	CMA, DRPM	0062			
AMT, D_MappingManager	CMA, DRPM, ENG, SS	1102	dm123		

NOTE: If a search is conducted via the Award Number search and no Issue Office mappings are found, an error message stating "No Issue Office mappings found. No active members from Home Organization DoDAAC in the PIII profile." displays.

NOTE: If no Issuing Office Mappings are found and there are no active members associated with the Home Organization DoDAAC a warning message stating, "No Issuing Office mappings found. No active members from Home Organization DoDAAC in the PIII profile" displays.

If no Issuing Office Mappings are found, then member information derived from their Home Organization DoDAAC in their PIEE profile is displayed.

Issuing Office Member Sub-Tab:

(Section displays when there are no mappings associated with the Issuing Office)








- Name
- Warrant Information?
- [Job Series](#)
- Office Symbol
- Email (***NOTE: User email addresses in the Email column are hyperlinks that, when clicked, populate an email with the selected user's email address already in the "To" field.***)
- Phone Number

Button(s):

- Export
- Clear

NOTE: Name, Warrant Information?, Job Series, Office Symbol, Email, and Phone Number allow for filtering against search results. Select the filter symbol next to the column. In the populated field, enter specific criteria to further narrow the returned search results. Additionally, the search results can be ordered based on these columns. Select the two arrows next to the column title to change the field order to ascending or

descending. Selected columns are numbered in the order in which they were selected, with an arrow next to the title noting whether the order selected is ascending or descending. To select more than one column, hold the Control button and select additional columns.

DCMA Members CASD Members Vendor Issuing Office Members Payment Office					
<div> <div>Export</div> <div>Clear</div> </div>					
Name 	Acting Role(s) 	Job Series 	Office Symbol 	Email 	Phone Number 
AMT LN, AMT FN	CA				
	CA, CMA, DRPM, QAR, SS	0050	CACI		
	CMA, DRPM	0062			5555555555
AMT, D, MappingManager	CMA, DRPM, ENG, SS	1102	dm123		1234567890







Admin Office Members:

(Section displays when the returned Admin by DoDAAC is not a DCMA DoDAAC)

- Name
- [Acting Role\(s\)](#)
- [Job Series](#)
- Office Symbol
- Email (**NOTE:** User email addresses in the Email column are hyperlinks that, when clicked, populate an email with the selected user's email address already in the "To" field.)
- Phone Number

Button(s):

- Export
- Clear

Mapping Results Listing View					
DCMA Members Vendor Issue Office Members Admin Office Members					
<div> <div>Clear</div> <div>Refine Search</div> <div>New Search</div> <div>Export</div> </div>					
Name 	Acting Role(s) 	Job Series 	Office Symbol 	Email 	Phone Number 
AMT LN, AMT FN	PA				
AMT LN, AMT FN	PLCO				
AMT LN, AMT FN	SBS				
AMT LN, AMT FN	SS				
AMT LN, AMT FN	SS				

NOTE: Name, Acting Role(s), Job Series, Office Symbol, Email, and Phone Number allow for filtering against search results. Select the filter symbol next to the column. In the populated field, enter specific criteria to further narrow the returned search results. Additionally, the search results can be ordered based on these columns. Select the two arrows next to the column title to change the field order to ascending or

descending. Selected columns are numbered in the order in which they were selected, with an arrow next to the title noting whether the order selected is ascending or descending. To select more than one column, hold the Control button and select additional columns.

NOTE: If the Admin by DoDAAC associated with the Award Number searched is a DCMA DoDAAC, then the Admin Office Members tab does not display.

NOTE: If no mappings exist for the DoDAAC associated with the Award Number searched, then a warning message will appear stating, “No Admin Office mappings found. Members displayed are derived from Home Organization DoDAAC in the PIEE Profile. An Admin Members sub tab displays.

If no Admin Office Mappings are found, then member information derived from their Home Organization DoDAAC in their PIEE profile is displayed.

Admin Office Members Sub-Tab:

(Section displays when there are no mappings associated with the searched DoDAAC)

- Name
- Warrant Information?
- [Job Series](#)
- Office Symbol
- Email (NOTE: User email addresses in the Email column are hyperlinks that, when clicked, populate an email with the selected user’s email address already in the “To” field.)
- Phone Number

Button(s):

- Export
- Clear

DCMA Members

Vendor

Issuing Office Members

Admin Office Members

Payment Office

No Admin Office mappings found.

Members displayed are derived from Home Organization DoDAAC in the PIEE profile.

Export

Clear

Name	Warrant Information?	Job Series	Office Symbol	Email	Phone Number
	No	1102			5555555555

Payment Office:

- Name

- [Acting Role\(s\)](#)
- [Job Series](#)
- Office Symbol
- Email (**NOTE: User email addresses in the Email column are hyperlinks that, when clicked, populate an email with the selected user's email address already in the "To" field.**)
- Phone Number

Button(s):

- Export
- Clear

NOTE: Name, Acting Role(s), Job Series, Office Symbol, Email, and Phone Number allow for filtering against search results. Select the filter symbol next to the column. In the populated field, enter specific criteria to further narrow the returned search results. Additionally, the search results can be ordered based on these columns. Select the two arrows next to the column title to change the field order to ascending or descending. Selected columns are numbered in the order in which they were selected, with an arrow next to the title noting whether the order selected is ascending or descending. To select more than one column, hold the Control button and select additional columns.

DCMA Members	Vendor	Issuing Office Members	Admin Office Members	Payment Office		
					Export	Clear
Name ↑↓ 2 ▾	Acting Role(s) ↑↓ 1 ▾	Job Series ↑↓ ▾	Office Symbol ↑↓ ▾	Email ↑↓ ▾	Phone Number ↑↓ ▾	
John Doe	ENG	0132	123456	John.Doe@dcma.mil	5555555555	

Audit Office Members:

(Section displays when Award Number Search is used)

- Name
- [Acting Role\(s\)](#)
- [Job Series](#)
- Office Symbol
- Email (**NOTE: User email addresses in the Email column are hyperlinks that, when clicked, populate an email with the selected user's email address already in the "To" field.**)
- Phone Number


Button(s):

- Export
- Clear


NOTE: Name, Acting Roles, Job Series, Office Symbol, Email, and Phone Number allow for filtering against search results. Select the filter symbol next to the column. In the populated field, enter specific criteria to further narrow the returned search results. Additionally, the search results can be ordered based on these columns. Select the two arrows next to the column title to change the field order to ascending or descending. Selected columns are numbered in the order in which they were selected, with an arrow next to the title noting whether the order selected is ascending or descending. To select more than one column, hold the Control button and select additional columns.

DCMA Members	Vendor	Issuing Office Members	Admin Office Members	Payment Office	Audit Office Members	
						Export Clear
Name 1 2 ▾	Acting Role(s) 1 ▾	Job Series 1 ▾	Office Symbol 1 ▾	Email 1 ▾	Phone Number 1 ▾	
No Audit Office Members Found						

NOTE: Additional Audit Office Information can be found by following the DCAA Locator Tool link provided.

 Additional Audit Office information may be available using the [DCAA Locator Tool](#)

NOTE: If no Audit Office Mappings are found and there are no active members in the PIEE Hierarchy, a warning message stating, “No Audit Office mappings found. No active members from Home Organization DoDAAC in the PIEE profile” displays.

 **No Audit Office mappings found.** No active members from Home Organization DoDAAC in the PIEE profile.

Supervisor Information

To access Supervisor information for a specific member, select the user’s name from the DCMA Member table. A pop-up screen appears with the user’s Supervisor’s information, as well as the information for the Alternative Supervisor, if applicable.

Supervisor Information for [Redacted]

Primary Supervisor

Supervisor Name

Supervisor Email

Supervisor Phone Number

Alternate Supervisor

Alternate Supervisor Name

Alternate Supervisor Email

Alternate Supervisor Phone Number

Doe, John

Close

Search Results – CAGE Code

Displayed sections depend on the selected Search Type. When CAGE Code is the selected type, CAGE Code Details, CAGE Code Listing Results, and Individual Awards Associated to CAGE Code sections display.

CAGE Code Details:

(CAGE Code Details fields are read-only and are auto-populated with information when CAGE Code is selected in the Search Type field)

- CAGE Code (*NOTE: Field is sourced from SDW or EDA. System prioritizes SDW for DCMA and EDA for all other agencies*)
- Company Name (*NOTE: Field is sourced from PIEE*)
- Location (City, State, and Country) (*NOTE: Field is sourced from PIEE*)
- CASD CAO (*NOTE: Field is sourced from the CASD functionality in PCM*)
 - (*Select the CASD CAO to display the Location Code Information popup*)
 - Location Code Information
 - CASD CAO
 - CASD CAO Name
 - CASD CAO Email
 - Service Agency
 - Address Line 1
 - Address Line 2
 - City
 - State
 - Zip Code
 - Country
 - Button(s)
 - Close

Location Code Information

Location Code Information		
CASD CAO S2401A	CASD CAO Name DCMA TWIN CITIES	CASD CAO Email [REDACTED]
Service Agency DEFENSE CONTRACT MANAGEMENT AGENCY (DCMA)	Address Line 1 5600 AMERICAN BLVD W.	Address Line 2 SUITE 600
City BLOOMINGTON	State MN	Zip Code 55437
Country USA		

✕ Close

- DCMA DoDAAC (*NOTE:Field is sourced from PLEE*)
(*Select the DCMA DoDAAC to display the Location Code Information popup*)
 - Location Code Information
 - DCMA DoDAAC
 - DCMA DoDAAC Name
 - DCMA DoDAAC Email
 - Service Agency
 - Address Line 1
 - Address Line 2
 - City
 - State
 - Zip Code
 - Country
 - Button(s)
 - Close

Location Code Information

Location Code Information

DCMA DoDAAC S2401A	DCMA DoDAAC Name DCMA TWIN CITIES	DCMA DoDAAC Email [REDACTED]
Service Agency DEFENSE CONTRACT MANAGEMENT AGENCY (DCMA)	Address Line 1 5600 AMERICAN BLVD W.	Address Line 2 SUITE 600
City BLOOMINGTON	State MN	Zip Code 55437
Country USA		

✕ Close

- ACO Code

CAGE Code Details

CAGE Code 13499	Company Name ROCKWELL COLLINS, INC.	Location (City, State, Country) CEDAR RAPIDS, IA, USA
CASD CAO S2401A	DCMA DoDAAC S2401A	ACO Code No Information

DCMA Members:

- Name
- Acting [Role\(s\)](#)
- [Job Series](#)
- Office Symbol
- Email (*NOTE: User email addresses in the Email column are hyperlinks that, when clicked, populate an email with the selected user's email address already in the "To" field.*)
- Phone Number

Button(s):

- Export
- Clear

NOTE: Name, Acting Role(s), Job Series, Office Symbol, Email, and Phone Number allow for filtering against search results. Select the filter symbol next to the column. In the populated field, enter specific criteria to further narrow the returned search results. Additionally, the search results can be ordered based on these columns. Select the two arrows next to the column title to change the field order to ascending or descending. Selected columns are numbered in the order in which they were selected, with an arrow next to the title noting whether the order selected is ascending or descending. To select more than one column, hold the Control button and select additional columns.

CASD Members:

- Name
- [Acting Role\(s\)](#)
- [Job Series](#)
- Office Symbol
- Email (*NOTE: User email addresses in the Email column are hyperlinks that, when clicked, populate an email with the selected user's email address already in the "To" field.*)
- Phone Number

Button(s):

- Export
- Clear

NOTE: Name, Acting Role(s), Job Series, Office Symbol, Email, and Phone Number allow for filtering against search results. Select the filter symbol next to the column. In the populated field, enter specific criteria to further narrow the returned search results. Additionally, the search results can be ordered based on these columns. Select the two arrows next to the column title to change the field order to ascending or descending. Selected columns are numbered in the order in which they were selected, with an arrow next to the title noting whether the order selected is ascending or descending. To select more than one column, hold the Control button and select additional columns.

NOTE: If the CASD CAO associated with the mapping searched is a DCMA DoDAAC, then the CASD Members tab does not display.

DCMA MembersCASD MembersVendor

ExportClear

Name	Acting Role(s)	Job Series	Office Symbol	Email	Phone Number
No CASD Members Found					

NOTE: If no mappings exist for the DoDAAC associated with the entered search criteria, then a warning message will appear stating, “No CASD mappings found. Members displayed are derived from Home Organization DoDAAC in the PIEE Profile.” An Admin Members sub tab displays.

NOTE: If no CASD Mappings are found and there are no active members associated with the Home Organization DoDAAC a warning message stating, “No CASD mappings found. No active members from Home Organization DoDAAC in the PIEE profile” displays.

If no CASD Mappings are found, then member information derived from their Home Organization DoDAAC in their PIEE profile is displayed.

CASD Member Sub-Tab:

(Section displays when no mappings are found associated with the CASD)

- Name
- Warrant Information?
- [Job Series](#)
- Office Symbol
- Email (*NOTE: User email addresses in the Email column are hyperlinks that, when clicked, populate an email with the selected user’s email address already in the “To” field.*)
- Phone Number

Button(s):

- Export
- Clear

NOTE: Name, Warrant Information?, Job Series, Office Symbol, Email, and Phone Number allow for filtering against search results. Select the filter symbol next to the column. In the populated field, enter specific criteria to further narrow the returned search results. Additionally, the search results can be ordered based on these columns. Select the two arrows next to the column title to order the results from top to bottom or bottom to top. Selected columns are numbered in the order in which they were selected, with an arrow next to the title noting whether the order selected is ascending or descending. To select more than one column, hold the Control button and select additional columns.

<div> No CASD mappings found. Members displayed are derived from Home Organization DoDAAC in the PIEE profile. × </div>					
<div> Export Clear </div>					
Name	Warrant Information?	Job Series	Office Symbol	Email	Phone Number
	Yes	1102			

Vendor:

- Name
- Source
- Email (*NOTE: User email addresses in the Email column are hyperlinks that, when clicked, populate an email with the selected user's email address already in the "To" field.*)
- Phone Number

Button(s):

- Export
- Clear

<div> DCMA Members Vendor </div>					
<div> Clear Refine Search New Search Export </div>					
Name	Acting Role(s)	Job Series	Office Symbol	Email	Phone Number

NOTE: Name, Source, Email, and Phone Number allow for filtering against search results. Select the filter symbol next to the column. In the populated field, enter specific criteria to further narrow the returned search results. Additionally, the search results can be ordered based on these columns. Select the two arrows next to the column title to order the results from top to bottom or bottom to top. Selected columns are numbered in the order in which they were selected, with an arrow next to the title noting whether the order selected is ascending or descending. To select more than one column, hold the Control button and select additional columns.

Payment Office:

(Section displays when Award Number search is used)

- Name
- [Acting Role\(s\)](#)

- [Job Series](#)
- Office Symbol
- Email (*NOTE: User email addresses in the Email column are hyperlinks that, when clicked, populate an email with the selected user's email address already in the "To" field.*)
- Phone Number

Button(s):

- Export
- Clear

NOTE: If no Payment Office mappings exist for the searched Award Number and the Pay Office is either HQ0337, HQ0338, or HQ0339, then a warning message appears and directs users to the [DFAS Customer Service tool](#) for additional information.

Issuing Office Members:

(Section displays when Award Number search is used)

- Name
- [Acting Role\(s\)](#)
- [Job Series](#)
- Office Symbol
- Email (*NOTE: User email addresses in the Email column are hyperlinks that, when clicked, populate an email with the selected user's email address already in the "To" field.*)
- Phone Number

Button(s):

- Export

- Clear

NOTE: Name, Acting Role(s), Job Series, Office Symbol, Email, and Phone Number allow for filtering against search results. Select the filter symbol next to the column. In the populated field, enter specific criteria to further narrow the returned search results. Additionally, the search results can be ordered based on these columns. Select the two arrows next to the column title to order the results from top to bottom or bottom to top. Selected columns are numbered in the order in which they were selected, with an arrow next to the title noting whether the order selected is ascending or descending. To select more than one column, hold the Control button and select additional columns.

DCMA Members	Vendor	Issuing Office Members	Payment Office
--------------	--------	------------------------	----------------

<div> <div>↓ Export</div> <div>Clear</div> </div>					
Name	Acting Role(s)	Job Series	Office Symbol	Email	Phone Number
No Issuing Office Members Found					

NOTE: If a search is conducted via the Award Number search and no Issue Office mappings are found, an error message stating "No Issue Office mappings found. No active members from Home Organization DoDAAC in the PIII profile." displays.

NOTE: If no Issuing Office Mappings are found and there are no active members associated with the Home Organization DoDAAC a warning message stating, "No Issuing Office mappings found. No active members from Home Organization DoDAAC in the PIEE profile" displays.

If no Issuing Office Mappings are found, then member information derived from their Home Organization DoDAAC in their PIEE profile is displayed.

Issuing Office Member Sub-Tab:

(Section displays when there are no mappings associated with the Issuing Office)

- Name
- Warrant Information?
- [Job Series](#)
- Office Symbol
- Email (***NOTE: User email addresses in the Email column are hyperlinks that, when clicked, populate an email with the selected user's email address already in the "To" field.***)
- Phone Number

Button(s):

- Export
- Clear

NOTE: Name, Warrant Information?, Job Series, Office Symbol, Email, and Phone Number allow for filtering against search results. Select the filter symbol next to the column. In the populated field, enter specific criteria to further narrow the returned search results. Additionally, the search results can be ordered based on these columns. Select the two arrows next to the column title to change the field order to ascending or descending. Selected columns are numbered in the order in which they were selected, with an arrow next to the title noting whether the order selected is ascending or descending. To select more than one column, hold the Control button and select additional columns.

Name	Warrant Information?	Job Series	Office Symbol	Email	Phone Number
[Redacted]	No	1102	The Flash	[Redacted]	5555555555

Individual Awards Associated to CAGE Code:

(Individual Awards Associated with CAGE Code fields are read-only and are auto-populated with information associated with the CAGE Code entered)

- Award Number
- Order Number
- Issue DoDAAC
- Admin DoDAAC
- Payment DoDAAC

Button(s):

- Export
- Clear
- Back

The Individual Awards Associated to CAGE Code record data is pulled from both EDA and SDW. The system first looks at the data in EDA and if no applicable records are found, the system then pulls data from SDW.

NOTE: The Individual Awards Associated to CAGE Code section is collapsed by default and must be expanded to view records.

Individual Awards Associated to CAGE Code

Clear Export

Award Number 1 1 ▾	Order Number 1 2 ▾	Issue DoDAAC 1 ▾	Admin DoDAAC 1 ▾	Payment DoDAAC 1 ▾
DAAB0701DM010	0028	W91CRB	S2401A	HQ0339
DAAB0702CH302		S1403A	S1403A	HQ0337
DAAB0702DB215		FA8001	FA8001	SP0500

NOTE: Award Numbers in the Individual Awards Associated to CAGE Code are hyperlinks. Select the desired Award Number and the [Award Details](#) and [DCMA Members](#) table populates.

NOTE: Award Number, Order Number, Issue DoDAAC, Admin DoDAAC, and Payment DoDAAC allow for filtering against search results. Select the filter symbol next to the column. In the populated field, enter specific criteria to further narrow the returned search results. Additionally, the search results can be ordered based on these columns. Select the two arrows next to the column title to change the field order to ascending or descending. Selected columns are numbered in the order in which they were selected, with an arrow next to the title noting whether the order selected is ascending or descending. To select more than one column, hold the Control button and select additional columns.

Additional Information

CAGE Code Listing Results, Individual Awards Associated to CAGE Code, and DCMA Members tables are exportable to Excel. To download a specific table, locate the **Export** button at the top right side of the section. Click **Export** and the files appear at the top of the browser within the **Downloads** dropdown.

Export

Individual Awards Associated to CAGE Code

Clear Export

Award Number 1 1 ▾	Order Number 1 2 ▾	Issue DoDAAC 1 ▾	Admin DoDAAC 1 ▾	Payment DoDAAC 1 ▾
DAAB0701DM010	0028	W91CRB	S2401A	HQ0339
DAAB0702CH302		S1403A	S1403A	HQ0337

AMT Mapping Types

AMT Mapping Description:

<i>Mapping Level</i>	<i>Mapping Name</i>	<i>Mapping Description</i>
1	Exact Award / Order Number	Maps AMT personnel to a specific award/order. This allows for a large award or award with special personnel needs to have a unique support AMT. If an award is entered without an order, the AMT Search Results will display only mappings of awards without an order.
2	Partial Award Number and CAGE Code	Maps AMT personnel to an award and all of its orders for a specified CAGE Code. This allows for a delivery order vehicle to have the same support AMT regardless of order, or to set up a mapping for all the awards with the same Issue By DoDAAC (first six characters of the award), and limits returns to a single CAGE.
3	Partial Award Number and DoDAAC	Maps AMT personnel to all orders on a given award. This allows for a delivery order vehicle to have the same support AMT regardless of order number or to set up a mapping for all the awards with the same Issue By DoDAAC (first six characters of the award), and limits returns to a CMO DoDAAC.
4	ACO Code and CAGE Code	Maps AMT personnel to all awards assigned to an ACO code for one CAGE Code. This provides for the case of a large CAGE Code split between multiple support AMTs based on the ACO code assigned in MOCAS and the CAGE Code of the award.
5	CAGE Code	Maps AMT personnel to all awards for a CAGE Code. This allows for all awards for the same CAGE Code to have the same support AMT.
6	ACO Code	Maps AMT personnel to all awards assigned to an ACO code. This allows for all awards for the same ACO code to have the same support AMT.

	7	DoDAAC	Maps AMT personnel to all awards assigned to a DoDAAC. This could potentially be different from the Administered By DoDAAC as specified in MOCAS (i.e. as is the case for Pay Only awards whereby MOCAS pays the award, but it is not administered by DCMA). This allows for all awards for the same DoDAAC to have the same support AMT. At a minimum, the roles for ACO, QAR, ENG, and IS must have personnel mapped at the CMO DoDAAC level, as well as the PA, SS, SP, EVS, and AO functional roles.
Functional Roles	<p>The list of functional roles is agency centric and is subject to frequent changes within the application.</p> <p>How to Locate the Functional Role List:</p> <ol style="list-style-type: none"> 1. Log in to Procurement Integrated Enterprise Environment (PIEE) Application (https://piee.eb.mil/) 2. Click the My Account button in the top left corner of the screen. 3. On the populated page, in the Profile section, select My Functional Roles. 4. My Functional Roles Maintenance page populates. 5. The list of Functional Roles is available. 		
Job Series	<p>The job series is a list of roles within PIEE that are associated with specific codes. Users must select their job series when registering in PIEE and their selected job series is available to view and change in the User Maintenance section of their profile. The list is subject to change and the values are displayed in AMT are pulled from the profile selection and displayed in the system as a convenience.</p> <p>How to View the Job Series:</p> <ol style="list-style-type: none"> 1. Log in to Procurement Integrated Enterprise Environment (PIEE) Application (https://piee.eb.mil/) 2. Click the My Account button in the top left corner of the screen. 3. On the populated page, in the Profile section, select User. 4. User Maintenance page populates. 5. The Job Series field is available; the drop-down shows all job codes on the list. 		